



ಬೃಹತ್ ಬೆಂಗಳೂರು ಮಹಾನಗರ ಪಾಲಿಕೆ
Bruhat Bengaluru Mahanagara Palike



BBMP COVID-19 WAR ROOM 06.05.2023

BBMP / COVID-19 WAR ROOM / BULLETIN – 1139/ 06.05.2023 / #BBMPfightsCOVID19



OVERVIEW OF COVID-19 IN BENGALURU

CASE TRENDS ACTIVE CASES 433

<u>Confirmed Cases</u> 35 18,86,096 [#]	<u>Recovered Cases</u> 104 18,68,665 [#]	<u>Death Cases</u> 0 16,998 [#]
---	--	---

HOSPITALIZATION 23

<u>ICU – V</u> 1	<u>ICU</u> 6	<u>HDU</u> -	<u>General</u> 16
----------------------------	------------------------	------------------------	-----------------------------

INCLUDES GOVT. QUOTA AND PRIVATE WALK-IN HOSPITALIZATION

VACCINATION 13 2,07,00,379[#]

<u>First Dose</u> 5 96,89,800 [#]	<u>Second Dose</u> 6 95,11,550 [#]	<u>Precaution Dose</u> 2 14,99,029 [#]
---	--	--

TRIAGING

MTU
5

Tele Triage
27

ACTIVE CZs

0

MCZs (< 5 cases)

0

Clusters (> 5 cases)

0

TESTING 4,968 3,23,57,859[#]

<u>Positivity : 1.97%</u> <small>*FOR LAST 7 DAYS</small>	<u>RAT</u> 2,263	<u>RTPCR</u> 2,705
--	----------------------------	------------------------------

: indicates cumulative numbers till date



ABSTRACT OF COVID-19 SCENARIO IN BENGALURU


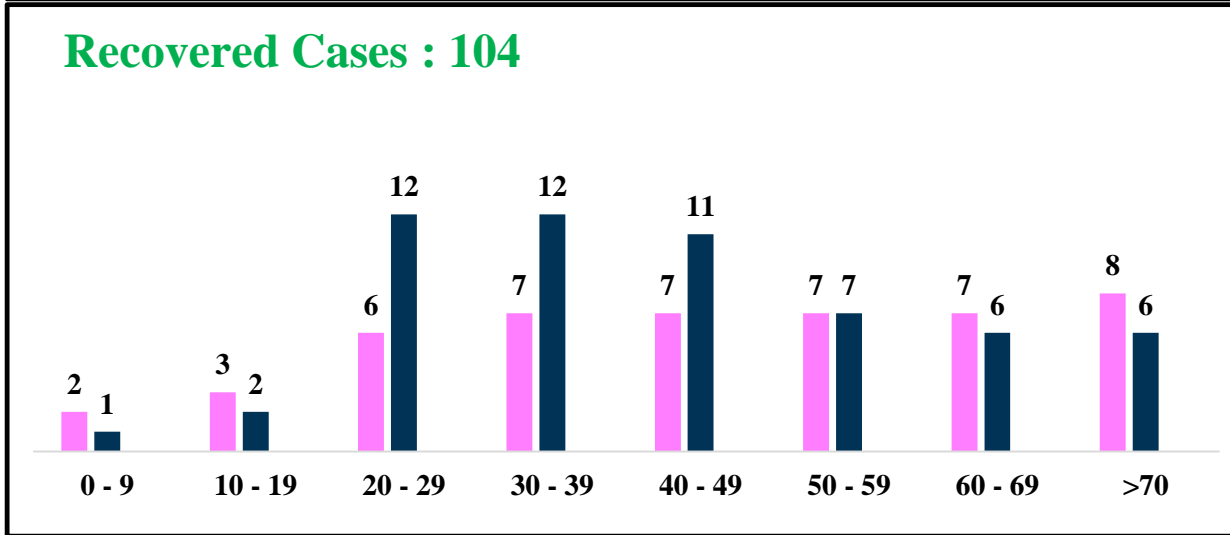
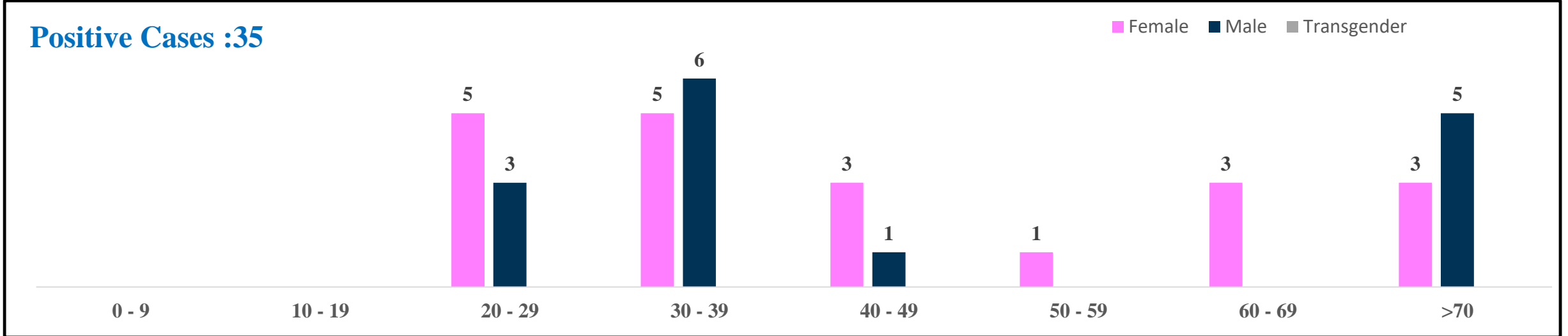


	MALE			FEMALE			TRANSGENDER			TOTAL		
	Last 24 Hours	Last 7 Days	Cumulative	Last 24 Hours	Last 7 Days	Cumulative	Last 24 Hours	Last 7 Days	Cumulative	Last 24 Hours	Last 7 Days	Cumulative
Positive Cases	15	272	11,11,602	20	288	7,74,298	0	0	196	35	560	18,86,096
Recovered Cases	57	526	10,99,066	47	530	7,68,469	0	0	187	104	1,056	18,68,665
Death Cases	0	1	10,767	0	0	6,227	0	0	4	0	1	16,998
Total Tests Done	In Last 24 hrs. : 4,968			In last 7 days : 28,443			Cumulative : 3,23,57,859					
Vaccine Doses Administered	In Last 24 hrs. : 13			In last 7 days : 93			Cumulative : 2,07,00,379					
ACTIVE CASES							433					

*Covid deaths occurred today : 00 | Covid deaths occurred beyond last 24hrs., reported today : 00



LAST 24 HOURS AGE GROUP AND GENDER WISE DISTRIBUTION

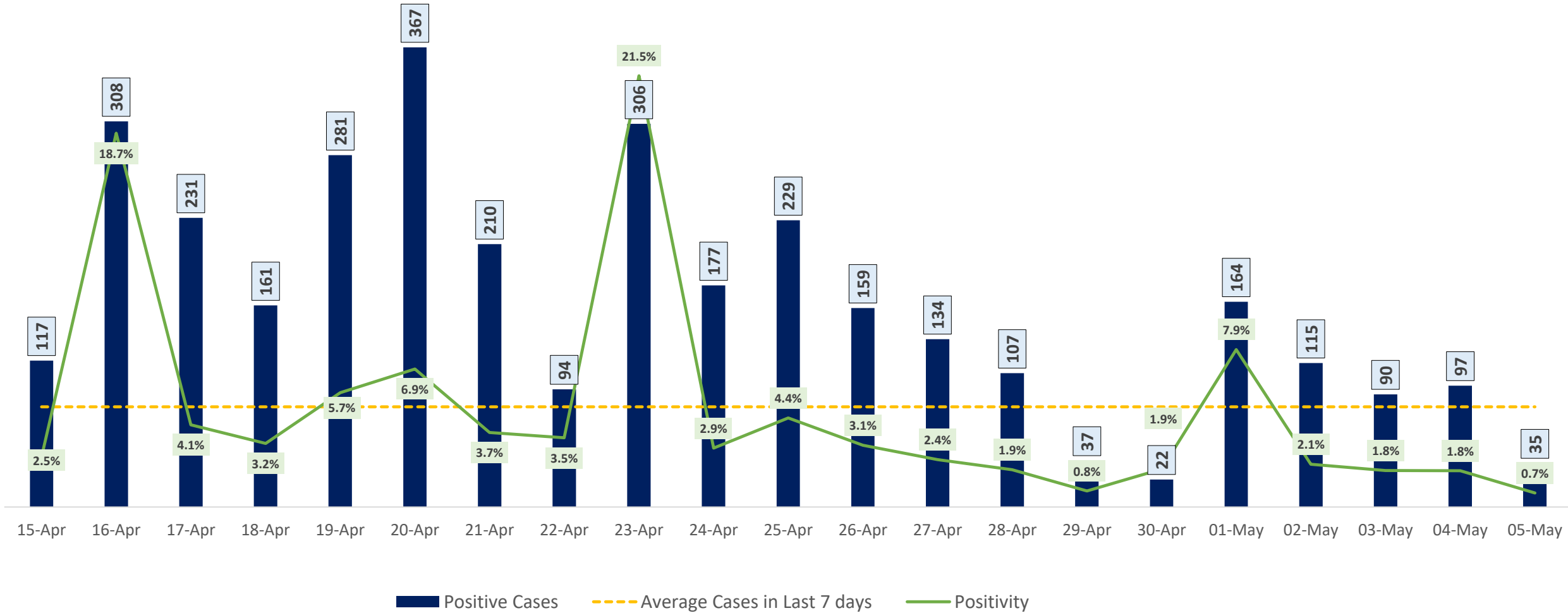




POSITIVITY RATE OF BENGALURU – LAST 21 DAYS



Average Cases in Last 7 days : 80

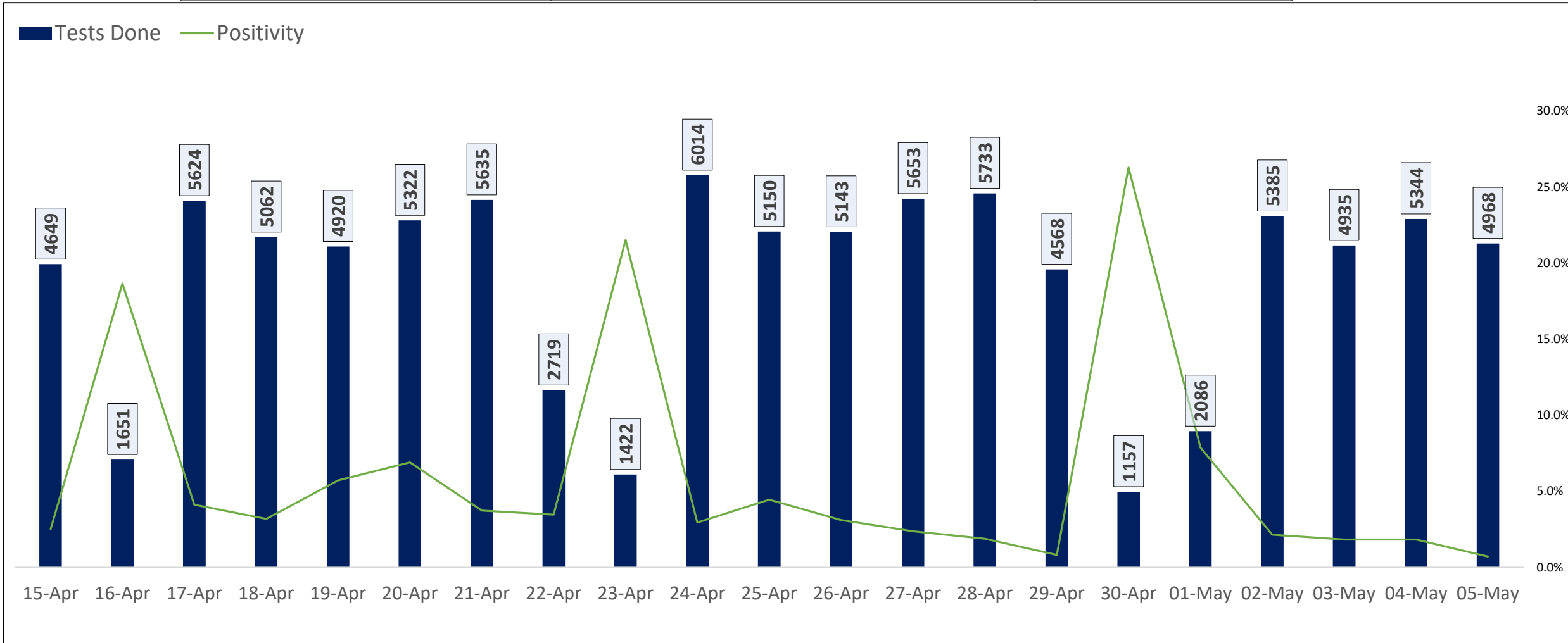




TESTING TRENDS IN BENGALURU

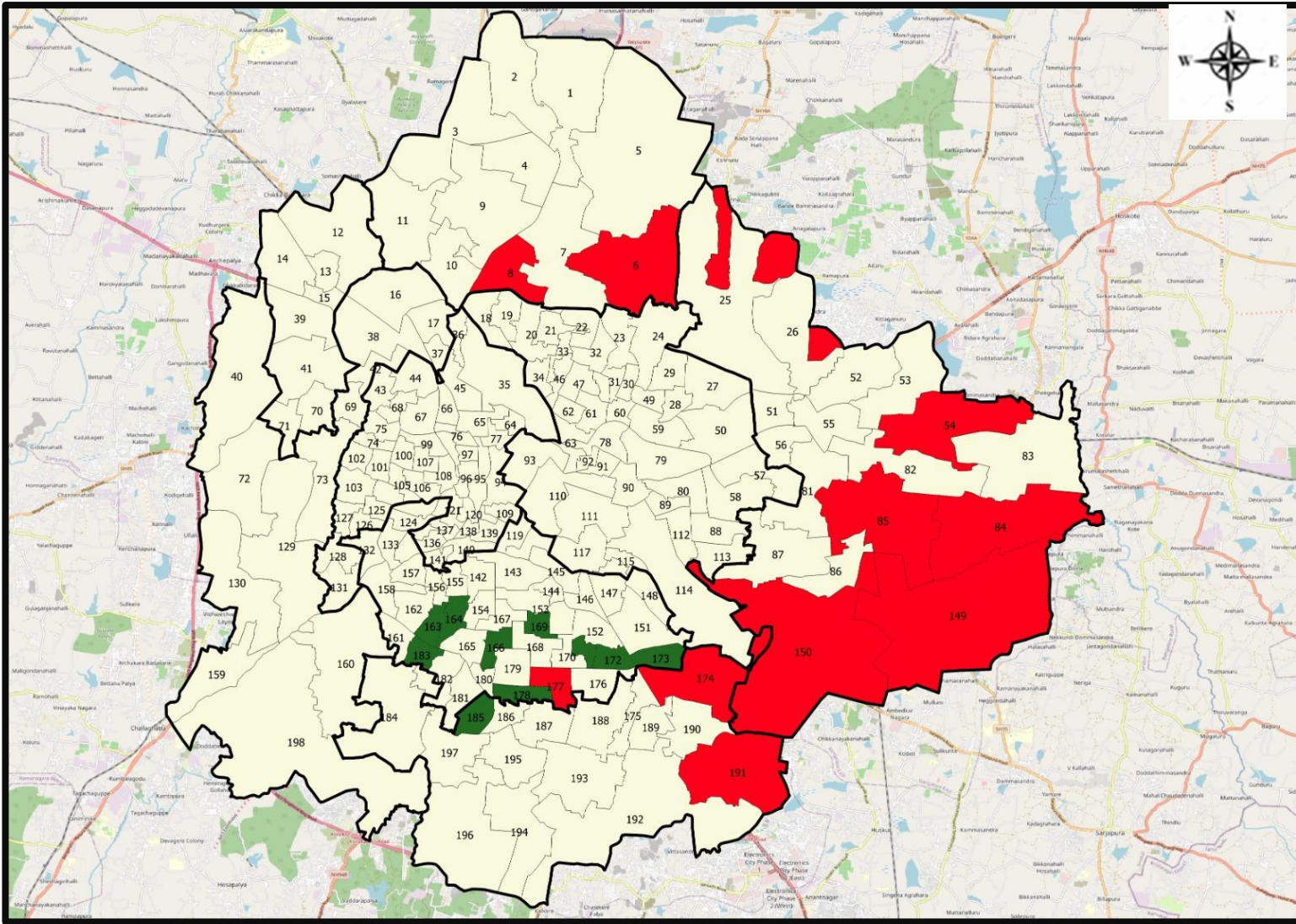


Total Test Conducted Till Date	Test Conducted Last 24 hours	Last 7 Days Average
3,23,57,859	4,968	4,063





BENGALURU URBAN MAP SHOWING TREND OF POSITIVE CASES IN LAST 7 DAYS



Top 10 wards reporting highest number of positive cases in last 10 days

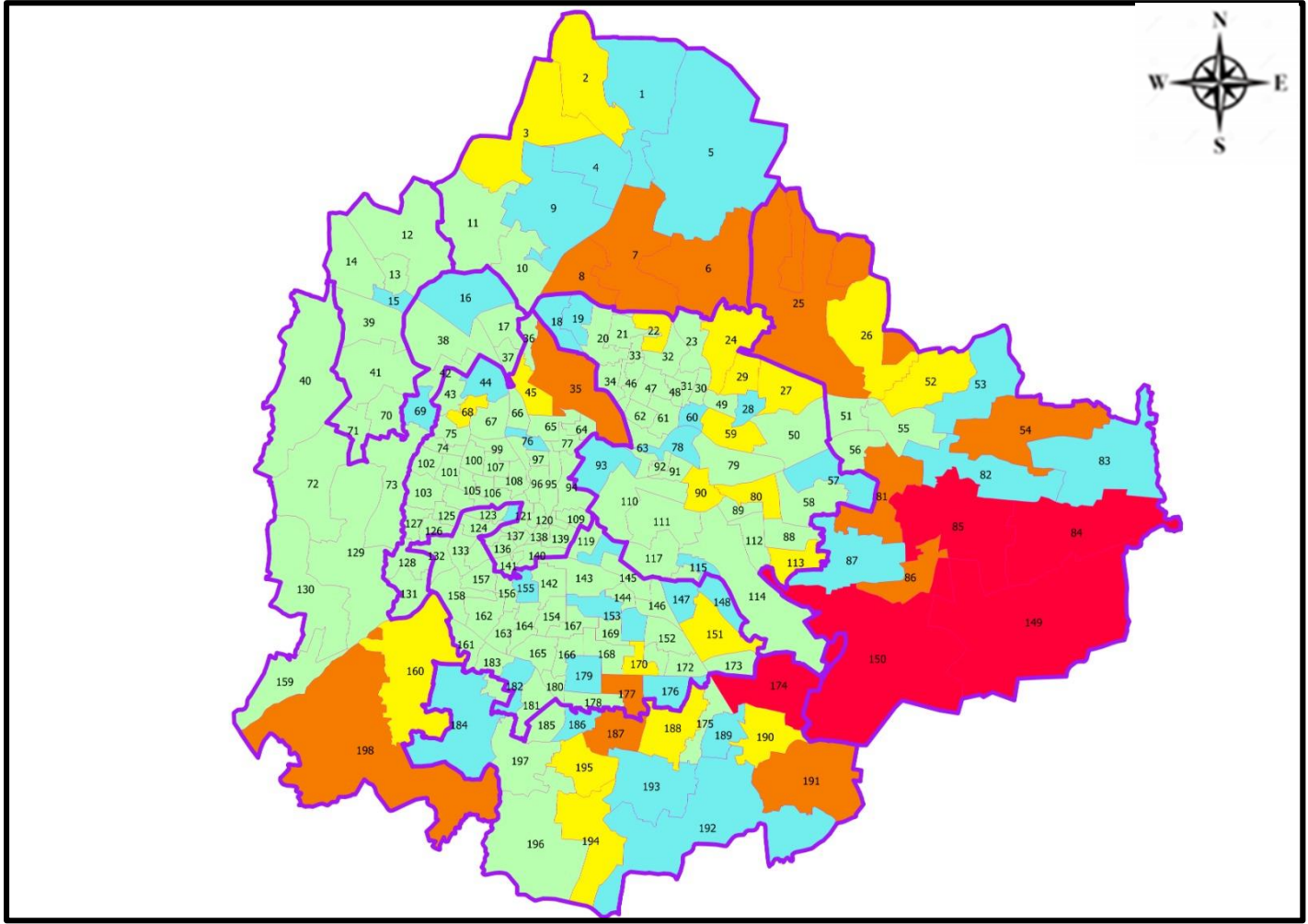
Ward No.	Ward Name	Daily Cases Average
150	Bellanduru	4
174	HSR Layout	3
149	Varthuru	3
85	Dodda Nekkundi	3
84	Hagadur	3
54	Hudi	2
8	Kodigehalli	1
177	J P Nagar	1
191	Singasandra	1
6	Thanisandra	1







Top 10 wards reporting least number of positive cases in last 7 days

Ward No.	Ward Name	Daily Cases Average
185	Yelchenahalli	0
183	Chikkalsandra	0
178	Sarakki	0
173	Jakkasandra	0
172	Madivala	0
171	Gurappanapalya	0
169	Byrasandra	0
166	Karisandra	0
164	Vidyapeeta Ward	0
163	Katriguppe	0



BENGALURU MAP SHOWING INTENSITY OF POSITIVE CASES IN LAST 7 DAYS



-  Level 1 : 0 to 1 Cases
-  Level 2 : 1 to 3 Cases
-  Level 3 : 3 to 5 Cases
-  Level 4 : 5 to 10 Cases
-  Level 5 : More than 10 Cases
-  Zone Boundaries

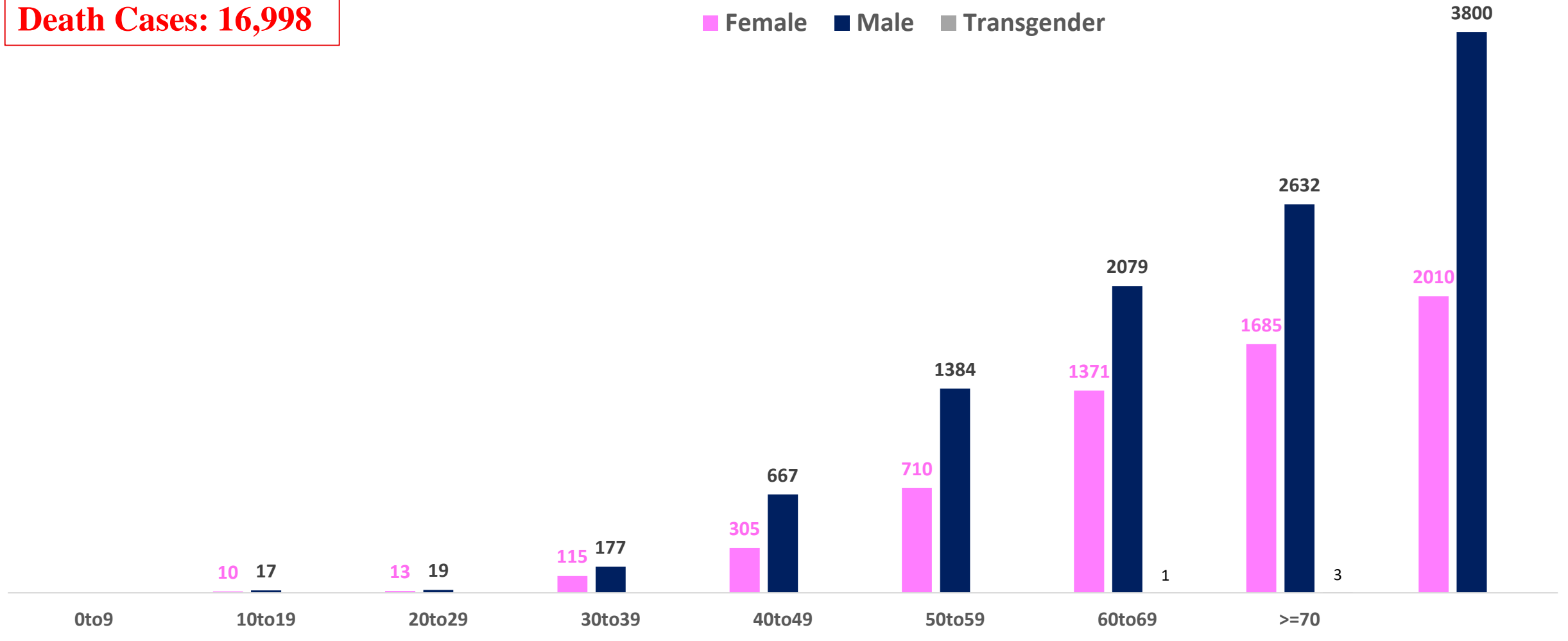


AGE AND GENDER WISE DISTRIBUTION OF DEATH CASES



Death Cases: 16,998

Female Male Transgender





SNAPSHOT OF COVID-19 CASES IN BENGALURU URBAN



**Total Wards With
< = 10 Cases* :
193**

**Tests Conducted
on 05.05.2023:
4,968**

**Recovery
Rate*:
99.08%**

**Total
Active Cases :
433**

**Total Vaccinated
on 05.05.2023:
13**

**Positivity
Rate* :
1.97%**

**Active
Rate*:
0.02%**

**Case
Fatality Rate* :
0.18%**





*Total positive cases In the past 7 days

*CFR and positivity is for Past 7 days



ಬೃಹತ್ ಬೆಂಗಳೂರು ಮಹಾನಗರ ಪಾಲಿಕೆ
Bruhat Bengaluru Mahanagara Palike



Download BBMP Bulletin	https://apps.bbmpgov.in/covid19/mediabulletin.php
To register for vaccination :	https://selfregistration.cowin.gov.in/
BBMP COVID19 Dashboard:	https://apps.bbmpgov.in/covid19/
Follow us on:	 www.facebook.com/bbmp.comm1/
	 twitter.com/BBMPCOMM
	  BBMPSplHealth

Issued by:

Honorable Chief Commissioner, BBMP
Special Commissioner Health, BBMP
MD, Bengaluru Smart City Limited

THANK YOU !

